



## **PRODUCT OVERVIEW**

Teltek C80 Checkweigher

Teltek are known for high-end products, flexible solutions, and systems with good communication possibilities. The Teltek products are used in all kinds of industries where there is a need to have a reliable and accurate inline control of packed and unpacked products. The main industries using Teltek systems are the food and pharma industries.

Maintain a good reputation and follow regulations

Monitor your production and find bottlenecks

Save money by automatically adjusting filling machines

**Teltek's solutions for weighing and process control will help you to:**





# Teltek C80 Checkweigher


A high performance checkweigher from Teltek helps prevent underfilled or overfilled packages. Teltek C80 checkweigher is a top of the line checkweigher that fulfil every need. High precision, high speed!

Teltek C80 verifies the weight of every product on the line and guarantees weight stability, accuracy and repeatability.

Teltek C80 enables you to use up to four weighing systems controlled by a mutual software. With this checkweigher solution, you can perform parallel dynamic weighing with maximal overview and control.

The checkweigher can be connected with filling machines and detection equipment. It supports data collection and can generate advanced statistics of production performance.

To get more value from your Teltek checkweigher it is possible to add extra features or functions.



Model overview



C80-S3

C80-H6

Maximum belt speed	75 m/min	35 m/min
Maximum product length	Weighing conveyor -150 mm.	Weighing conveyor -150 mm.
Maximum product weight	15 g to 3000 g (weight range adapted to actual product weights)	600 g to 6000 g (weight range adapted to actual product weights)
Dimensions of conveyors	L: 250-600 mm / W: 200 or 300 mm (belt widths 160 or 250 mm)	L: 400-600 mm / W: 400 mm (belt width 350 mm).
Conveyor height	800-950 mm	800-950 mm
Maximum throughput capacity	250 pcs/min@250 mm long weighing conveyor or 115 prod/min@600 mm long weighing conveyor.	77 prod/min@400 mm long weighing conveyor or 53 prod/min@600 mm long weighing conveyor.
Reject	One pusher or blow reject included (maximum 300 g product weight for blow reject).	One pusher reject included.
MID	MID possible as add-on.	MID possible as add-on.



C80-H12

C80-B20

C80-B40

25 m/min	25 m/min	15 m/min
Maximum product length: Weighing conveyor -150 mm.	Weighing conveyor -150 mm.	Weighing conveyor -150 mm.
1500 g to 12 000 g (weight range adapted to actual product weights)	3000 g to 20 000 g (weight range adapted to actual product weights)	3000 g to 30 000 g (weight range adapted to actual product weights)
L: 500-1000 mm / W: 400 (belt width 350).	L: 750 or 1000 mm / W: 500 mm (belt width 450 mm).	L: 750 or 1000 mm / W: 600 mm (belt width 550 mm).
800-950 mm		
45 prod/min@500 mm long weighing conveyor or 22 prod/min@1000 mm long weighing conveyor	30 prod/min@750 mm long weighing conveyor or 23 prod/min@1000 mm long weighing conveyor.	18 prod/min@750 mm long weighing conveyor or 14 prod/min@1000 mm long weighing conveyor.
One pusher reject included.	no reject included (reject signal available).	no reject included (reject signal available). With AC motor and inverter.
MID possible as add-on.	No MID, NO OPTIONS AVAILABLE!	No MID, NO OPTIONS AVAILABLE!



# Teltek C80-S3

with three conveyors

## 4 reasons to choose Teltek C80 checkweigher

» **Swedish manufactured checkweigher with a high level of performance, at the right price.** Type approved and verified by RISE. The given Swedish alternative, since 1984.

» **Customized to your business and your requirements**  
In close dialogue with us, our product experts develop the best solution for you.

» **Network connection and advanced statistics.**  
Open and flexible solutions for connection and statistics, database solutions, remote support and more.

» **Very simple and intuitive user interface.** 15" touchscreen display with text and symbols makes everyday life easy for the operators to use.



**Maximum belt speed:** 75 m/min

**Maximum product length:**  
Weighing conveyor -150 mm.

**Maximum product weight:**  
15 g to 3000 g (weight range adapted to actual product weights)

**Dimensions of conveyors:**  
L: 250-600 mm / W: 200 or 300 mm  
(belt widths 160 or 250 mm)  
Conveyor height 800-950 mm.

**Maximum throughput capacity:**  
250 pcs/min@250 mm long weighing conveyor or 115 prod/min@600 mm long weighing conveyor.

**One pusher or blow reject included (maximum 300 g product weight for blow reject).**

**MID possible as add-on.**



# Teltek C80-H6

with three conveyors adapted  
for heavier products



**Maximum belt speed:** 35 m/min

**Maximum product length:**  
Weighing conveyor -150 mm.

**Product weight:**  
600 g to 6000 g (weight range  
adapted to actual product weights)

**Dimensions of conveyors:**  
L: 400-600 mm / W: 400 mm (belt  
width 350 mm).  
Conveyor height 800-950 mm

**Maximum throughput capacity:**  
77 prod/min@400 mm long weighing  
conveyor or 53 prod/min@600 mm  
long weighing conveyor.

**One pusher reject included.**

**MID possible as add-on.**

# Teltek C80-H12

with three conveyors adapted  
for heavier products



**Maximum belt speed:**  
25 m/min

**Maximum product length:**  
Weighing conveyor -150 mm.

**Product weight:**  
1500 g to 12 000 g (weight range  
adapted to actual product weights)

**Dimensions of conveyors:**  
L: 500-1000 mm / W: 400 (belt width  
350). Conveyor height 800-950 mm

**Maximum throughput capacity:**  
45 prod/min@500 mm long weighing  
conveyor or 22 prod/min@1000 mm  
long weighing conveyor.

**One pusher reject included.**

**MID possible as add-on.**



# Teltek C80-B20

with one conveyor adapted  
for bags and boxes



**Maximum belt speed:**

25 m/min

**Maximum product length:**

Weighing conveyor -150 mm.

**Product weight:**

3000 g to 20 000 g (weight range adapted to actual product weights)

**Dimensions of conveyors:**

L: 750 or 1000 mm / W: 500 mm (belt width 450 mm).

**Maximum throughput capacity:**

30 prod/min@750 mm long weighing conveyor or 23 prod/min@1000 mm long weighing conveyor.

**No MID, no reject included (reject signal available).**

**NO OPTIONS AVAILABLE!**

# Teltek C80-B40

with one conveyor adapted  
for bags and boxes



**Maximum belt speed:**

15 m/min

**Maximum product length:**

Weighing conveyor -150 mm.

**Product weight:**

3000 g to 30 000 g (weight range adapted to actual product weights)

**Dimensions of conveyors:**

L: 750 or 1000 mm / W: 600 mm (belt width 550 mm).

**Maximum throughput capacity:**

18 prod/min@750 mm long weighing conveyor or 14 prod/min@1000 mm long weighing conveyor.


**No MID, no reject included (reject signal available). With AC motor and inverter.**

**NO OPTIONS AVAILABLE!**

# Add-ons


To get more value from your Teltek checkweigher it is possible to add extra features or functions

## Metal detector preperation




Metal detector - Cassel SHARK BD  
Preparation for metal detector to be mounted on infeed conveyor. Infeed conveyor length will be adapted for MFZ. Normally 900, 1100 or 1300 mm. Includes communication protocol for most detector brands. One extra reject included on outfeed conveyor. Outfeed conveyor length will be doubled from origin. Add extra reject bins and BRC for Combo if required.

## Cover



Polycarbonate cover - Above weighing conveyor and 100 mm before/after. Stretches from beginning of weighing conveyor to end of outfeed conveyor. Polycarbonate cover (combo unit) - Stretches from end of metal detector to end of outfeed conveyor. Special cover extras (hatches/special design etc.) Price add-on per extras. PU-cover for weighing display

## BRC/HACCP



Compliance Add-on for combo units Including Software, Light tower stack, Air pressure monitoring, Reject confirmation sensor, Bin full sensor, Bin open sensor, Product que sensor, Key switch for reject test. Also including two lockable reject bins and polycarbonate cover from end of metal detector to end of outfeed conveyor.

## Reject bins




Reject bin, lockable. In stainless steel and polycarbonate plastic. Teltek standard bin Size M (Max product length 330 mm, min conveyor length 450 mm)

## Wash down



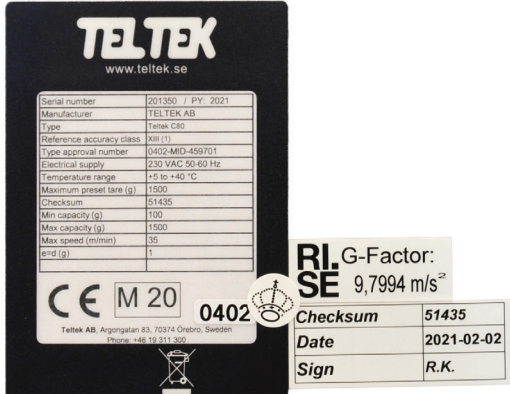
Extra washdown protection. IP67-Encapsulated motors, loadcell cover, bearing cover, PU-cover.

## Side guides



Side guides along infeed conveyor. Adjustable in width. Note: For C80-S3 only.

## MID/RISE



First time verification before delivery. Made by notified body in Sweden RISE with number 0402.



# PRODUCT OVERVIEW

Teltek C80 Checkweigher